



# Welcome to Wyke Primary School's Reading and Writing Workshop



Reading

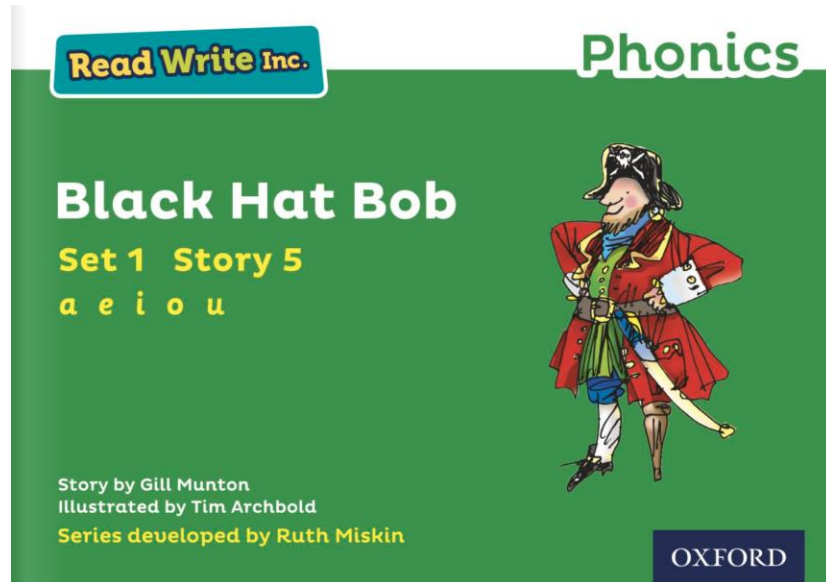
# Reading at an Early Age.



We teach children to read and write by using a phonics scheme called Read, Write Inc.



# Who is Read Write Inc. for?



## Black Hat Bob

Black Hat Bob  
is on his ship.

This is his peg leg.



# Read Write Inc. Phonics daily lessons

m ay ea

mat  
sleep  
purse



# One-to-one tutoring – ‘keep up, not catch up!’

---



# What is phonics?

---

Sounds

mat

ship

Graphemes

demonstrate, containing, roamed, trivial,  
injured, whimper































# English alphabetic code

---


- 44 sounds
- 26 letters
- Over 150+ graphemes (letter combinations)

One of the most complex alphabetic codes in the world.


















### Speed Sounds Set 1

m 	a 	s 	d 	t 
i 	n 	p 	g 	o 
c 	k 	u 	b 	f 
e 	l 	h 	sh 	r 
j 	v 	y 	w 	th 
z 	ch 	qu 	x 	ng 

### Speed Sounds Set 2


ay  may I play?	ee  what can you see?	igh  fly high	ow  blow the snow	oo  poo at the zoo
oo  look at a book	ar  start the car	or  shut the door	air  that's not fair	ir  whirl and twirl
Speed Sounds Set 3			ou  shout it out	oy  toy for a boy

### Speed Sounds Set 3

ea  cup of tea	oi  spoil the boy	a-e  make a cake	i-e  nice smile	o-e  phone home	u-e  huge brute	aw  yawn at dawn			
are  care and share	ur  nurse with a purse	er  a better letter	ow  brown cow	ai  snail in the rain	oa  goat in a boat	ew  chew the stew	ire  fire, fire!	ear  hear with your ear	ure  sure it's pure

# Sounds + blending = word reading

---



sat

# Meet Fred

---



# Teach spelling using Fred Fingers

---



# Three reads



## Pin it on


**Introduction**  
*In this story, some children are playing a game called 'Pin the tail on the donkey'. They are blindfolded, and need to attach the tail to the right place. Let's see how they do!*

pin it on



not on its leg

4



"Snatchosaurus is a very dangerous dinosaur," she said.  
"So it's obvious! We need to find an *even more* dangerous dinosaur to catch him!"

"But where can we find a dinosaur like that?" asked Stegosaurus, cautiously.

"We will make one!" came the reply.

So they got out their scissors, and their pencils, and their paper, and their card, and their paints, and their sticky tape ... and they made ... a Catchasnatchosaurus!  
And the famous Snatchosaurus was never seen again!

15

# 'Special Friends', 'Fred Talk'

1.6

ship

## Black Hat Bob

Black Hat Bob  
is on his ship.

This is his peg leg.



# Red Words

---

I

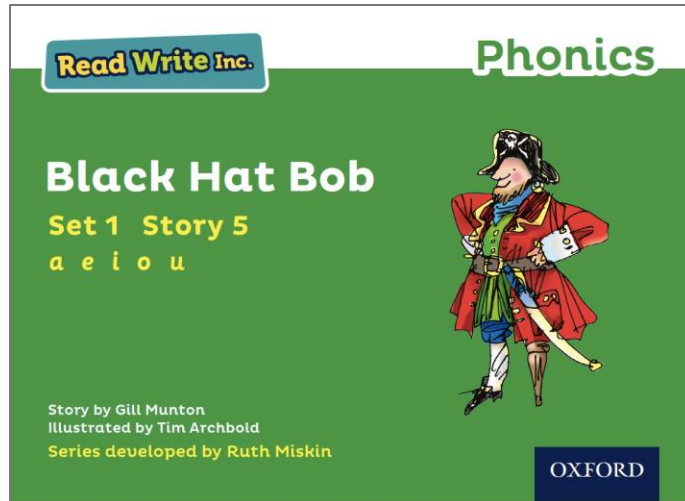
said

This is Red Hat Rob.



“I will grab that cash box,” he said.

# Which books will children bring home?



+



# Virtual Classroom films

---



## What can I do?

---

1. Use pure sounds rather than letter names.
2. Use Fred Talk to help your child to read and spell words.
3. Listen to your child read their Storybook every day.
4. Watch the Virtual Classroom films together.
5. Read stories to your child every day.

## READING Early Learning Goal:

Children will be assessed at Emerging or Expected.

- Say a sound for each letter in the alphabet and at least 10 digraphs.
- Read words consistent with their phonic knowledge by sound-blending.
- Read aloud simple sentences and books that are consistent with their phonic knowledge, including some common exception words.

Writing

# Gross Motor skills

Swinging on a swing (independently)



Bats and balls



Bowling



Throwing and catching



Dancing



Swimming



Climbing on a climbing frame



Skipping



# Fine Motor skills

Using a knife and fork



Cutting and sticking



Threading beads/ pasta



Pegging clothes on a washing line



Play dough



Bubble wrap



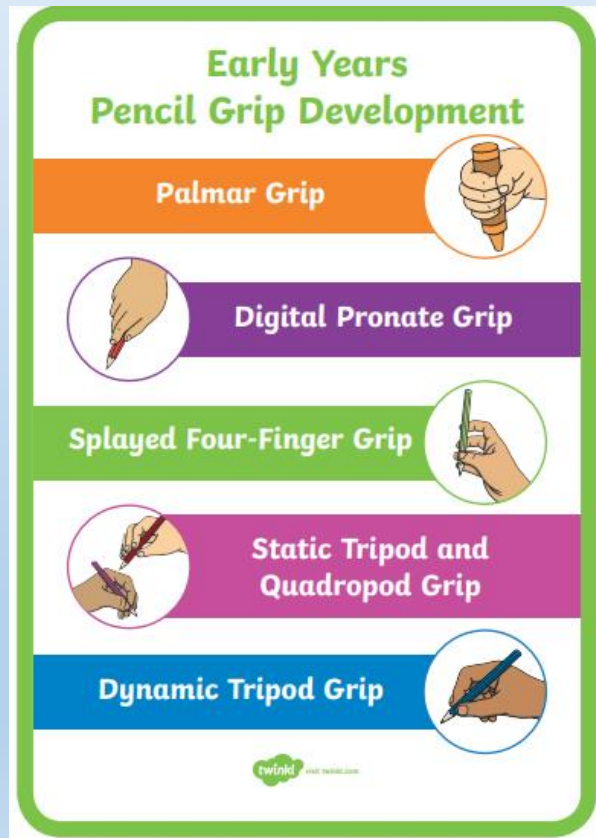
Peeling stickers



Squeezy bottles




All of these pre-writing activities help toward children developing a good pencil grip – again there are stages children generally move through as this develops.



**shoulder - arm - wrist - fingers**

Children write daily in their phonics lesson but we want them to excited to write.



## Oracy

THINK it

TALK it



WRITE it

‘Hold a sentence’ in your head.





Drawing Club is an approach designed by Greg Bottrill that immerses children into a world full of imagination...

Secret codes, magic and excitement. The children want to write!





Drawing Club: The Gingerbread Man  
The Character




1212

5


ld

I get a force field

I get a force




Naughty Bus  
Friday 15<sup>th</sup> March 2024  
How will you catch the naughty bus?





cayj

"When you say cage, naughty bus gets stuck!"




10170243



 Mr Benn- The Astronaut Thursday 11<sup>th</sup> July 2024  
What planet will Mr Benn visit? visit


9923811256



My Planet has sweets and  
dinosaurs and crocodiles

Mr Benn - Astronaut

The Moon Monster is FED UP of eating chunks of moon... Mr Benn is in danger! How can we save him from being eaten too?!!!





I will buy  
some Weetix

# Stages of Writing:

- Children start experimenting with mark making from an early age. The mark making usually develops in these stages...


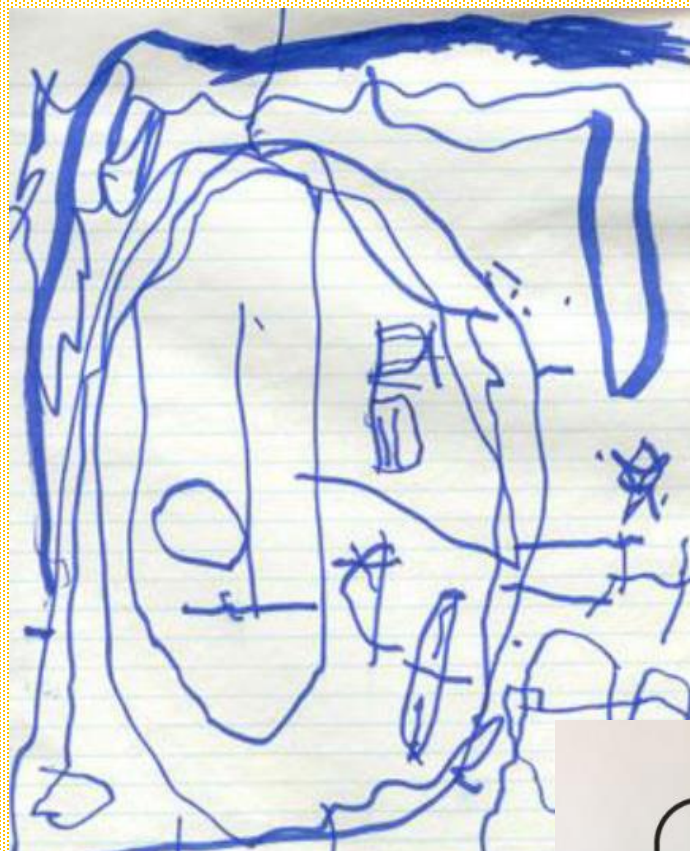

## 1. Scribbling

- Random marks on the page
- Progress to controlled marks resemble drawings or patterns (pretend writing)



## 2. Letter like symbols

- They attempt to make some letters
- These tend to be randomly placed throughout the page
- Letter-like and number-like symbols are scattered together throughout
- They are able to tell about their drawing at this stage.



### 3. Strings of letters

- Begin to write some legible letters
- Begin to understand the letter sound relationship but not accurate matching most sounds yet
- Tend to use capital letters




IKYL DIABEUM  
K BHLUUBLHMHPI




#### 4. Beginning sounds emerge

- Begin to understand the difference between letters and words but no spacing yet
- Their message matches their picture



5. Consonants represent words

- Begin to use spaces
- Mix lower and upper case letters
- Begin to use punctuation
- Sentences tell ideas



I have made a model.

It is a flying jet car

It can't go fast

6. Initial, medial and final sounds

- Can spell some sight words correctly
- May be able to spell some names and environmental print correctly
- Writing becomes readable

I lik mi dog  
Max. He is a  
gud dog.

What can you see?



I can see a bus

I can see a car

I can see a man

I can see a traffic light

traffic

light

7. Transitional Phrase

- Writing is readable
- Their spelling is becoming more conventional

I wat to go  
to Mary  
birtday party.

To daye i wat  
to play withf the  
white board and  
the shapes and  
I won to play  
with My fren

(Today I want to play with the  
white board and the shapes, and  
I want to play with my friend.)

8. Standard Spelling

- Can spell most words correctly
- Beginning to understand root words compound words and contractions
- This understanding helps them to spell words that are similar

I went to the  
water park on  
saturday.

When I grow up  
I want to be a police  
man beacos they  
catch bad peopol.

I like books. I read them all  
the time. I like storys of  
wiches and bad things.  
I read them at school and  
at home. I also like popcorn  
Hee Hee! I like all kinds of  
stopys of bad wiches.


## Early Learning Goal:

Children will be assessed at Emerging or Expected.

- Write recognisable letters, most of which are correctly formed.
- Spell words by identifying sounds in them and representing the sounds with a letter or letters.
- Write simple phrases and sentences that can be read by others.



caterpillars et  
legs. They  
hav lots  
of legs. He  
mums a cook.



tomiss swan  
you are  
invited  
to my  
party  
Love  
Scarlett  
XXXXXXXXXX

I got a grab from the work side  
and went to the katva with  
my bruv and my mom and dad  
and hane and gran and  
my cousins kyle m.



# Useful websites for Reading and Writing:



How to say the phonics sounds: <https://www.youtube.com/watch?v=-ksblMiliA8>

Tips for reading and writing at home: <https://www.oxfordowl.co.uk/for-home/advice-for-parents/fun-ideas-learning-at-home/fun-ideas-ages-4-5/>

Storyteller videos: <https://www.oxfordowl.co.uk/for-home/oxford-owl-videos/storyteller-videos--2/>

Reading tips for parents: <https://www.booktrust.org.uk/globalassets/resources/misc/reading-with-your-child/reading-with-your-child-booklet-for-parents.pdf>

Phonics games – free and subscription games. <https://www.phonicsplay.co.uk/>

More games! <http://www.ictgames.com/mobilePage/literacy.html>

BBC Alphablocks – games, colourings and clips/episodes: <https://www.bbc.co.uk/cbeebies/shows/alphablocks>